

# TECHNICAL SPECIFICATION

## ATTIC LADDER LMB

### I. APPLICATION

The LMB is a basic model of FAKRO attic ladders with a metal ladder. It is ideal for occasion use in areas where the basic insulation is needed. LMB attic ladder is equipped with insulated door with a plastic latch for positioning the hatch in the box, a gasket to reduce air leak and a handrail which assists in climbing up and down the ladder.

### II. STRUCTURE

No.	Element	Description
1	Hatch	Insulated, sandwich type, beige. Thickness: 1" Thermal insulation thickness: ¾" Equipped with plastic latch - opening with use of a control rod.
2	Frame	Pinewood. Height: 5 ½" Gasket: 1x (Installation by Customer).
3	Ladder	Metal. Ladder width: 15" Stringer height: 3 ⅛" Distance between steps: 9 ⅞"
4	Steps	Metal, equipped with anti-slip profile. Step width: 3 ⅛" Step length: 13 ⅜"
5	Standard Accessories	Metal handrail. Rod for opening. Plastic ends.

### III. DIMENSIONS

No.	Rough Opening	Room height
1	22.5" x 54"	7'8" - 10'3"
2	25" x 54"	
3	30" x 54"	

### IV. TECHNICAL PARAMETERS

Maximum loading	375 lbs
Heat transfer coefficient	R-value: 3.7

*\*manufacturer's internal research*

### V. COMPATIBLE ACCESSORIES

Ladder balustrade LXB-U	The balustrade is available in one standard size 30" x 54" for all attic ladders.
Box extension LXN-B	The standard box height is 4". While ordering the LXN please provide ladder type and size.
Upper hatch LXW-B	The height of the upper hatch box is 7 ¾"
Metal handrail LXH	Installation to top segment, as an additional handrail on the left side, handrail 29 ½"
Installation brackets LXX	Maximum ceiling height: 13 ¾"



**3.7**  
R-value

**375**  
lbs

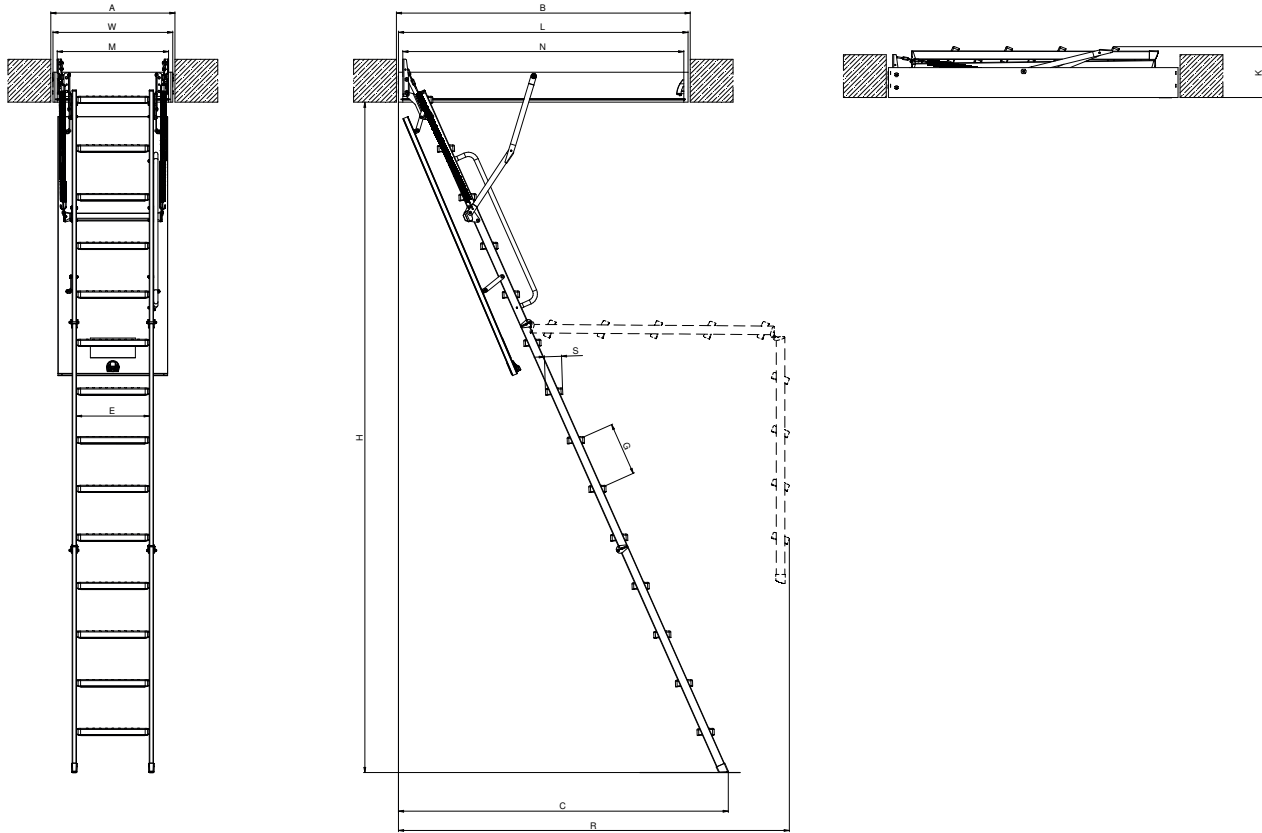
MAX. LOADING




## VI. ASSEMBLY INFORMATION

Attic ladder is fully assembled. Only the gasket requires assembly in the box by the customer. The length of the last segment should be cut on-site to suit to existing ceiling height. Installation of the product must be carried out in accordance with the included fitting instructions.

Pre-installation, installation and safety instruction: <https://www.fakrousa.com/products/attic-ladders/metal/>

## VII. DETAILED DIMENSIONS



				
<b>LMB</b>		22 1/2 x 54	25 x 54	30 x 54
<b>Manufacturer's part number</b>		<b>869263</b>	<b>869264</b>	<b>869265</b>
Ceiling height	H	7'8" - 10'3"		
Rough opening	AxB	22 1/2" x 54"	25" x 54"	30" x 54"
Outside frame dimensions	WxL	22" x 53 1/2"	24 1/2" x 53 1/2"	29 1/2" x 53 1/2"
Internal dimensions	MxN	20 1/2" x 51 3/4"	23" x 51 3/4"	28" x 51 3/4"
Projection	R	72"		
Landing space	C	61 1/2"		
Folded ladder height	K	9 1/2"		
Step length	E	13 3/8"		
Step width	S	3 1/8"		
Distance between steps	G	9 7/8"		
Frame height		5 1/2"		
Approx. Weight (lbs)		69	71	76