


NEW VISION OF THE LOFT



FAKRO
inspires



Dear Sir/ Madam

FAKRO Company, the world's leading manufacturer of roof windows, would like to thank all of the participants of the design competition "**New Vision of the Loft 2**".

The application of FAKRO products in your projects was very creative. It showed us great ways of using all the advantages and functionality of our products in unconventional buildings.

We would like to wish all of the participants continuous success at work and in private life.

*Best regards,
FAKRO Team*

It was the fourth time when FAKRO became an inspiration for architects from all over the world. Among all participants, there were architects from such exotic countries as Jamaica, Peru, South Africa, Mexico, Hong Kong, and almost all European countries, including France, Denmark, Austria, Germany, Spain, Great Britain and Poland.



Participants' works were evaluated by the Jury consisting of:

- **Indira van 't Klooster** (editor-in-chief A10 new European Architecture, Chair)
- **Emmett Scanlon** (founder of CAST Architecture, Irish correspondent for A10, advisor to the Arts Council of Ireland, Lecturer at University College Dublin)
- **Sabina Sujew** (Master of Arts, Head of Exports Benelux at FAKRO).

Top marks were given for unconventional designs, timeless and innovative, fully creative and artistic ones – explains Sabina Sujew.

The Jury was pleased to see so many entries with such a high standard of visualization, many of them concerning reuse or infill in existing urban fabric. Other projects set in rural or idyllic conditions were less compelling. Projects set in abstract or conceptual locations or contexts seemed to flounder as they lacked any reality to work with or against. The Jury was encouraged that even in a specific project about lofts and light, many architects had chosen to use the competition to discuss or address a wider urban, social or economic issues. All projects show a high concern with how windows can actually be used as a new architectural product, and how to create new space in the chosen contexts of the individual projects.




Ole Robin Storjohann - (DE working in DK) and **Mateusz Mastalski** (PL, working in DK)
Live between Buildings

„Creating small infill-dwellings inbetween existing buildings – has been worked out in extended research, thus providing models for various housing types in different cities. The plan offers an innovative idea for using empty spaces in urban fabric.“



Ole Storjohann



Mateusz Mastalski

- 1. How did you find out about the competition?**
My friend recommended it to me.
- 2. What attracted you the most to decide about the participation in the competition?**
Prizes and participation of A10.
- 3. Have you been familiar with the FAKRO brand and FAKRO products before?**
Yes, my parents live in Nowy Sacz.
- 4. Was there anything that caused problems during the preparation of the project?**
Nothing.
- 5. Which of FAKRO products were most inspiring when designing?**
Bended windows.
- 6. Did you focus only on fulfilling the competition rules or did you express your own personality when creating the project?**
We tried to work on the project that we like the most and fulfill more our ambitions.
- 7. How much time it took you to prepare the project?**
One week
- 8. Could you write in a few words how did your work on your project look like? Was it easy to combine FAKRO products with the competition conditions and your ideas?**
We were having a few discussion before we start to working on that, regarding possibilities of future living in dense cities. At one point when I was travelling back home a small gaps in between buildings from XIX century catch my attention. From that point everything was super clear. Later we spend some time to research different gaps in different cities and make a catalogue of options and possibilities and took one to more precise show what could be a character of living in that type of house, made just with FAKRO windows.
- 9. How do you think the loft of the future is going to look like?**
To be honest, I have no clue what could be the direction, I can predict that for next 10-15 years we will still be designing the same way.



LIVE BETWEEN BUILDINGS!

above: rendered section of a Fakro infill
Lombardgade 4, 2300 Copenhagen S, Denmark
Used window types:
ARC window, non-standard Window shapes and FGH-V P2 Galeria balcony

Pure Fakro

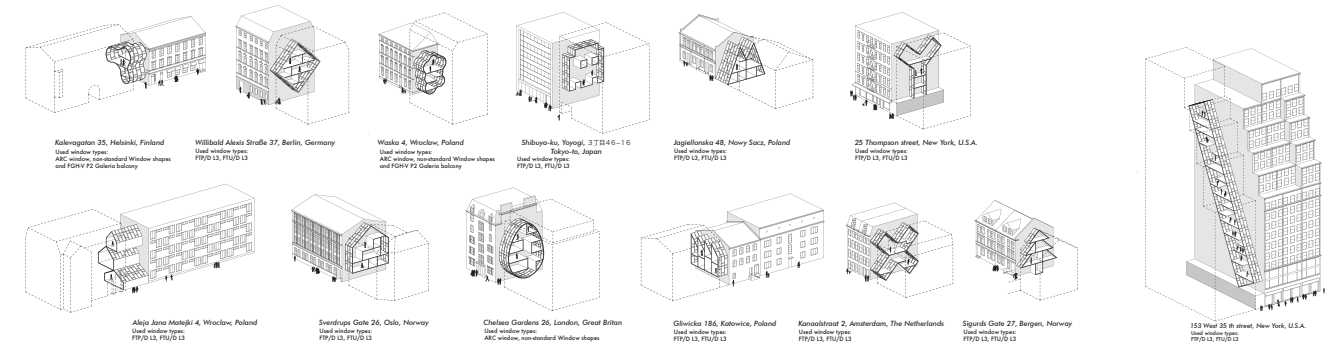
The LIVE BETWEEN BUILDINGS project is a new way of living in the city. Infills between existing buildings that consist almost entirely of Fakro window technology enable a life hyper-close to nature and city life, while on the same time exploiting the qualities of the already existing blind walls of the city.

Global potentials

As Fakro is strengthening their global presence, the LIVE BETWEEN BUILDINGS way of living is also going global. We have pinpointed some possible building sites in cities around the world. Using the different roofwindows available from Fakro, a wide variety of housing typologies are possible, thereby reacting to the context and culture of the specific urban setting.

The future is dense

With minimal footprint and facade surface, but a maximum of living quality, the LIVE BETWEEN BUILDINGS project contributes to a denser, more sustainable city of the future. Below are various examples, showing both the range of possible typologies and the available interesting building gaps worldwide.



Katarzyna Penar (PL, working in UK) and **Wojciech Okrzesik** (PL, working in UK)

Lock Loft

„This was a clever adaption of the historical typology of the bridge house (like Ponte Vecchio) as an add-on to an existing structure. The drawings were soft and romantic but attempted a clear technical realization of the project. The jury admired the romantic narrative of the proposal.”



Katarzyna Penar



Wojciech Okrzesik

1. How did you find out about the competition?

From Death by Architecture web page.

2. What attracted you the most to decide about the participation in the competition?

I guess it was the fact, that we never had the ability to design a Loft from scratch and have so little restrictions. Another chance to change the world, bit by bit.

3. Have you been familiar with the FAKRO brand and FAKRO products before?

Yes I was, I used Fakro's products with two of my private clients back in Poland.

4. Was there anything that caused problems during the preparation of the project?

This was only the design stage, so no third parties were involved, but even here from time to time there was an emotional debate about the texture, or the colour which we could not agree on.

5. Which of FAKRO products were most inspiring when designing?

We really wanted to use the Photovoltaic unit, since you guys made it match the proportions of the standard window (nice one), so our thoughts were deriving that way. As well the flat frameless roof units were very inspiring, but the projects ideology had the priority so we did not use them in the end.

6. Did you focus only on fulfilling the competition rules or did you express your own personality when creating the project?

Definitely we delivered what we believed was the best answer to the need, we merely dressed it up, so to follow the obligations to participate in your show.

7. How much time it took you to prepare the project?

Two weeks. Of course this was time, we had during the afternoons, for we both work office hours. Katarzyna formed and executed the time discipline, and I followed obediently. It worked.

8. Could you write in a few words how did your work on your project look like? Was it easy to combine FAKRO products with the competition conditions and your ideas?

Fakro, like any company is an element, which provides a certain function. Our task was to incorporate this element into a design, which delivered the idea. We could have used flashy bespoke glazing systems, but the best part about this project, was that it used standard, framed windows, which were relatively not expensive, which made such a design not only entirely possible to achieve, but as well affordable for any user.

9. How do you think the loft of the future is going to look like?

E. Malatesta once said, that our job is not to force freedom onto people, it is the people whom are to find the courage to demand freedom for themselves. This is how we, Architects, picture our role in suggesting shapes of the future, as an answer to a need. I have not seen the future, but some things I know already. Of course we will have some new technologies or new materials- but will the human of the future not need to sleep, eat and rest after work like you or I?

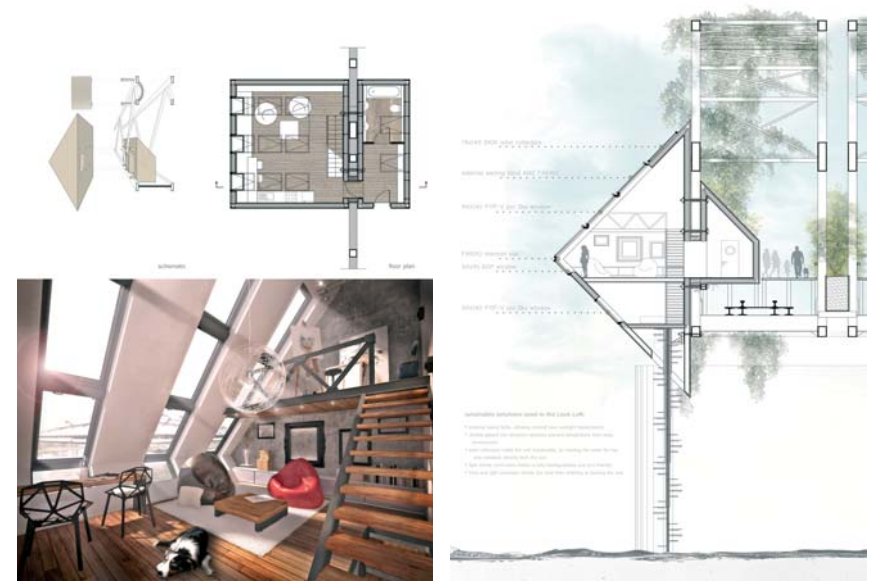


The Lock Loft has been designed to create a bond. A bond between the people and the place they live in. This bond should give hope and inspiration to old places, that need a new function. It reclaims unused, abandoned spaces, and provides them with a chance of being noticed, wondered about, and loved by the users and people who pass by again. Every today's abandoned object or neighbourhood had its moment when people said -I like this space. Later, they all had a time, when people thought -It's not what it used to be, I remember when it was new and shiny. Now -they should tear it down -it's no good any more. This is the point, when the Lock Loft becomes useful. The space will become alive once more.

The idea of occupying bridges and turning them into streets with housing is not new. Ponte Vecchio [the Old Bridge] in Florence had this idea already in the renaissance. Gold markets which were held along the bridge had spots for the salesmen, and the earlier in the morning one got there, the better spot he had, so some started bringing tents to sleep there and make reservations for a spot. This race made the structures more solid, and finally they started hanging houses above the Arno River like they still do today. The padlock tradition on the other hand is much younger. In many countries padlocks are attached to steel elements of famous bridges (like Ponte Vecchio). This is done usually by lovers, who believe that by doing so, and by throwing the key into the river they strengthen the bond between themselves. A single bridge can be "decorated" with thousands of locks at a time. We have decided to look at this tradition in a new way. It became more of a gesture, which proves that in a very short time, two elements can be combined and last until they will be removed by forces stronger than nature. That's how the Lock Loft was born.

We found an abandoned train bridge near Krakow city centre, and suggested turning it into a street with luxurious lofts and jaw dropping views. Imagine the sight, seen off the middle of a bridge. The sun bouncing on the surface of the water, with little boats floating under your feet. Now imagine having this view in your living room. That's the feeling we endeavour to provide for the owners of one of our Lock Lofts.

The structure tries to be as harmless as a simple pad lock. Two light wooden frame structures tied together through the steel bracings of the bridge side. Another LL as a counter weight on the other side of the bridge, and that's how we kept the harmony. Lock Loft can be hung from bridges, frames or concrete wall buildings. The number and size of the Lock Lofts can easily be adjusted to accommodate the stress properties and the size of the host structure. Standard Fakro windows allow plenty of light into the house, giving the best views one can dream of. Sun collectors which repeat the window module blend into the three glazed stripes, supplying the unit with hot water and heating through the year. If the occupant decides to move somewhere else -the Lock Loft can be as easily removed from its location, by just unscrewing the two elements apart. Practical, eco-friendly and beautiful. What more would one need?



International Design Competition

2nd PRIZE – Wojciech Okrzesik, Katarzyna Penar

„This adaption of a church into a ‘regular’ dwelling over time offers an intriguing vision of how to adapt churches to houses without losing its unique qualities and the same time adapting to the local context.”



Dawid Szczepański



Piotr Skrzycki

- 1. How did you find out about the competition?**
We came across it while browsing the Internet, posted on one of the architectural websites.
- 2. What attracted you the most to decide about the participation in the competition?**
We found the possibility of a free interpretation of the subject most attractive in this particular competition.
- 3. Have you been familiar with the FAKRO brand and FAKRO products before?**
Yes. We have been both familiar with Fakro brand and products.
- 4. Was there anything that caused problems during the preparation of the project?**
This particular design process went smoothly and we did not experience any unusual obstructions on a way. We both need to admit it has been very enjoyable to work on.
- 5. Which of FAKRO products were most inspiring when designing?**
We found the design and detailing of the ‘F’ type flat roof window inspiring. We decided to use it the loft interior as a see-through coffee table allowing to glance into the nave of the church beneath. That was quite a surprising idea to us.
- 6. Did you focus only on fulfilling the competition rules or did you express your own personality when creating the project?**
Expressing our own spacial concept and understanding of light is always most important to us however that must fit into clients expectations. We managed to reach the compromise of two.
- 7. How much time it took you to prepare the project?**
It took about 3 weeks to prepare ,research, design and compose the project of the loft.
- 8. Could you write in a few words how did your work on your project look like? Was it easy to combine FAKRO products with the competition conditions and your ideas?**
Working over “Loft of the future” competition has been most pleasant. We worked from the office allocated at the seaside. The subject of exploring the Gothic church in Gnojewo has provided an opportunity to travel and experience an unusual and forgotten place with peculiar atmospherics. Technically the project has been more of a fun than a challenge.
- 9. How do you think the loft of the future is going to look like?**
None of us knows how the loft of the future will look like but we can express our hope in the growth of awareness and practice of a sustainable design. The condition of the environment, hence smart building and recycling of space is crucial nowadays. We both believe the human nature has the need for the beauty deeply printed into souls so while keeping it respectful towards environment the loft is still going to serve our comfort and surround with its beauty.



1910 **1990** **2002**

THE IDEA
"There is no future without the past"

Due to the complicated history it is impossible to save many of the abandoned churches and other historical monuments. The proposed solution to such problem is an implanted space into a run down buildings - a loft filling the void of decaying monuments which preserves the physical presence, memory and spirit of the place.

The Proposal
The proposal shows XIII century Gothic church in Gnojewo (Poland) which was built in a unique brick and wood binding technique. Unfortunately there is no technical possibility and understanding of the problem within local community to preserve the church today. The sad picture of the ruined church gave birth to the idea of preserving this place by the implanted loft space.

The Loft
The loft has been designed as a retreat for the creative inhabitant. Distant from everyday hustle the space filled with light and silence provides environment to the process of creation. The inhabitant experiences and observes the decaying church and perhaps this becomes an inspiration for his or hers creations. The presence of an art and creative process itself brings genius loci back to the place of the abandoned church.

Thanks to the advanced eco-friendly technologies the space becomes a truly sustainable loft of the future.

1910 2002 2025 2025

Daniël Luecke (DE) and Christian Schunke (DE)

Over the top

„This proposal offers a clear concept of how to intensify urban fabric. Although the idea to bridge a street isn't new, the shape is intriguing and the level of detail regarding how to enter these houses is of high quality.“



Daniel Luecke



Christian Schunke

1. How did you find out about the competition?

In the internet. Sometimes we take a look at websites like competitionline to see if there is an interesting competition going on.

2. What attracted you the most to decide about the participation in the competition?

The topic "Loft of the future" was interesting. To design a loft is a nice task and also to do something forward-looking.

3. Have you been familiar with the FAKRO brand and FAKRO products before?

Yes, for a Project I did some research about Flat Roof windows. The non domed roof windows from Fakro were really interesting, unfortunately the client cancelled the windows...

4. Was there anything that caused problems during the preparation of the project?

There were no issues during the process, just some discussions. But this is always positive.

5. Which of FAKRO products were most inspiring when designing?

I like the Balcony windows. I lived in a flat with such a window and used it a lot in the summer.

6. Did you focus only on fulfilling the competition rules or did you express your own personality when creating the project?

I think it is always a mixture. Take the challenges of a project and solve it your way.

7. How much time it took you to prepare the project?

We took some time to exchange our views about the theme and sketch some possible designs. The further elaboration of the final design was done relatively quick.

8. Could you write in a few words how did your work on your project look like? Was it easy to combine FAKRO products with the competition conditions and your ideas?

It depends on the project, we don't have a general strategy. In this case it was interesting to integrate existing products within a design that looks at first sight some kind of unrealistic.

9. How do you think the loft of the future is going to look like?

Induced through a changing way of working (from home or on the road) and smart as well as going easy with resources it will be important that a space is more adaptive.



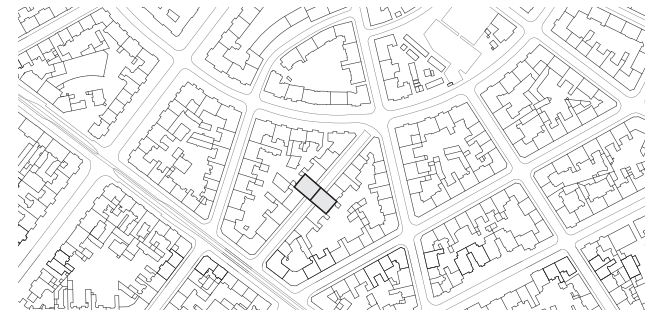
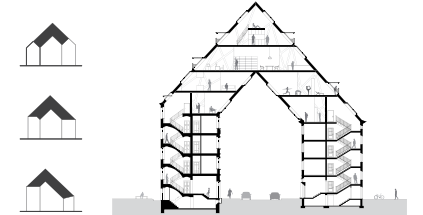
The increasing building density in metropolitan areas or even larger cities is a problem that need new solutions. The request of attractive living space near a city center, or near the work place is still unbroken. The project should present one possible answer to this relevant urban problem. Located in the historic center of Halle/Saale (Germany), in an urban quarter of wilhelminian style, these loft building works like a bridge over an canyon of houses.

The structure is also adaptable in other locations and works always in situation of opposed streets of houses like in the most european city centers. By growing over the top of the existing houses, the structure is the expansion of their roofs and connects like a „growing arch“ both sides of the street-canyon.

The area will have an increased capacity and higher density without loosing the existing attractivity. The arch-structure guarantees enough light and space to the subjacent buildings. The number and kind of lofts can vary by the conditions like the height and interspace between the base structures.

The integration of roof windows in the structure increases both its transparency and its functionality. In difference to the perimeter development it appears the potential of all-around lightning and ventilation. Flexible ground-plans allow free furnished rooms.

The arrangement of the roof windows along the whole in- and outside of the arch enables views over the skyline, as well as insights in the street space. In expansion of the depth of the interior room can be generated by the use of balcony windows.



Davide Roth (IT)
London Original Loft

„Instead of standard use of windows to turn railtracks into liveable or workable spaces (vertical windows), this idea shows that there are more possibilities offering new ways of daylight entering the building.“



Davide Roth

1. How did you find out about the competition?

I knew about the competition from the previous editions and checked regularly on Fakro website for the new edition.

2. What attracted you the most to decide about the participation in the competition?

I had some ideas of loft design, especially two of them that were dedicated in the recovery of some forgotten spaces in London. I just pick one of them and further developed it.

3. Have you been familiar with the FAKRO brand and FAKRO products before?

I heard about this company only thanks to the first edition of the competition.

4. Was there anything that caused problems during the preparation of the project?

Not really. Just the dwg details of your products could have a better web access. Last year I was about to participate in the contest and achieved to download some dwg details of Fakro products very easily from your website. This year's website was more complicated.

5. Which of FAKRO products were most inspiring when designing?

For my design entry none in particular. But I think that the Balcony Window is a very nice product to be used. I would surely use it if I have the opportunity.

6. Did you focus only on fulfilling the competition rules or did you express your own personality when creating the project?

The brief was absolutely open to any idea I had in mind. Therefore adapt the ideas to the requirement of the 10 windows wasn't a big deal.

7. How much time it took you to prepare the project?

About 10 hours working on PC, from initial sketch to the submission boards.

8. Could you write in a few words how did your work on your project look like? Was it easy to combine FAKRO products with the competition conditions and your ideas?

My project was an idea to bring light and privacy to some forgotten and dark spaces of this city. I think it was absolutely easy to adapt Fakro products on the design proposal.

9. How do you think the loft of the future is going to look like?

That's a good question. Lofts are commonly related to ancient industrial spaces reconverted into homes or other private functions and sooner or later we will run out of these. I think we all should to use the word "Loft" as a way to re use all those forgotten spaces that our cities are plenty of. I personally don't know where the evolution of this will bring us but I am curious to see the results.

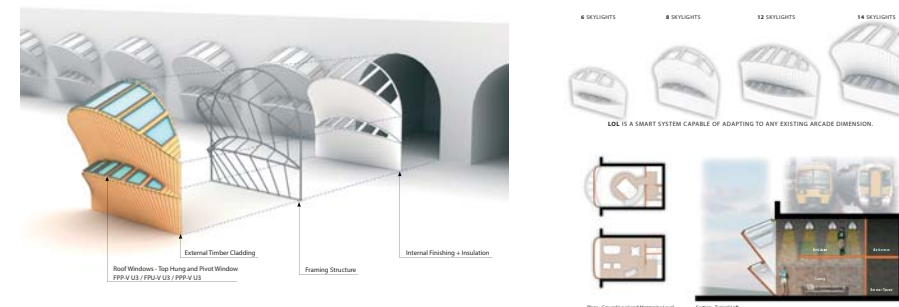


LOL is a proposal for the re-use of the railway viaduct arches for small living units.

Railways set the path for urban regeneration in London. As a result there are nowadays hundreds of kilometers of railways built over red brick arcades. Many arches have been reused and adapted as small industries, shops and recently even office spaces.

LOL is a prefabricated construction system able to convert an empty railway arch in a cool residential loft. FAKRO skylight windows are used to provide a lot of daylight inside as well as improving the privacy.

LOL WILL CREATE A NEW LIVING ENVIRONMENT IN A GLOBAL CITY.



International Design Competition

DISTINCTION - Davide Roth

Marcin Giemza (PL) and Monika Ryszka (PL)

AMMO

„This vision pleased the Jury because of the spirit of the drawings and it's open attitude. Building a bit upon Kurokawa's capsullary society it offers several ways of combining the units and over all, an idea that far surpasses the idea of a roof window as such.”



Monika Ryszka



Marcin Giemza

1. How did you find out about the competition?

We found out about the competition through the Internet.

2. What attracted you the most to decide about the participation in the competition?

The thing that caused us to participate in the competition was futuristic, open and free interpretation theme. We were happy to fulfill the subject with an abstract idea.

3. Have you been familiar with the FAKRO brand and FAKRO products before?

Yes, as far as FAKRO is well known company in Poland.

4. Was there anything that caused problems during the preparation of the project?

Probably lack of time and very slow server performance during final upload. That part was actually pretty stressful :

5. Which of FAKRO products were most inspiring when designing?

Balcony windows FGH-V because of its additional functionality. To give an extra feature to the well-known object makes it much more attractive and multipurpose.

6. Did you focus only on fulfilling the competition rules or did you express your own personality when creating the project?

We think we did express our personality in our vision. Travelling is a big part of our lives so we strongly believe that "A journey, after all, neither begins in the instant we set out, nor ends when we have reached our door step once again." As we imagined we really want to make our life a grand journey.

7. How much time it took you to prepare the project?

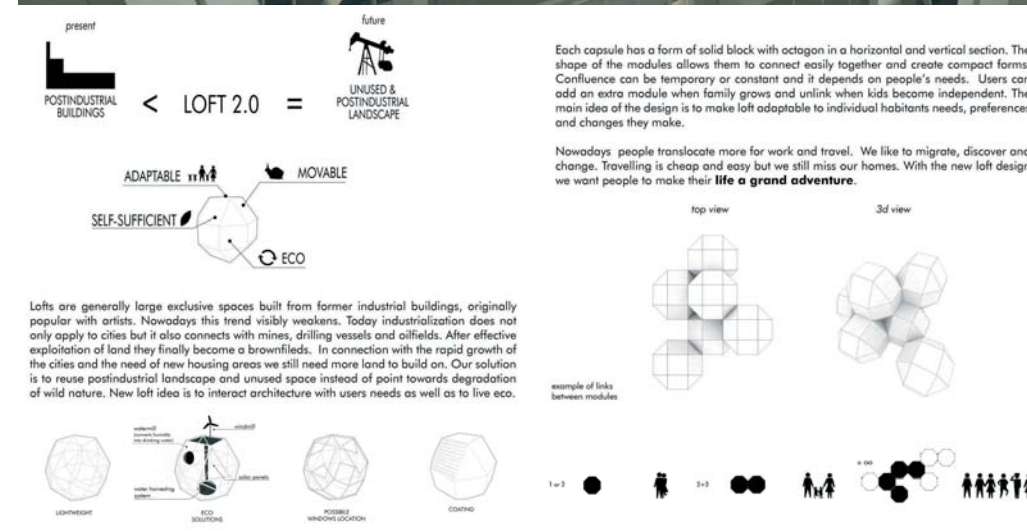

It took us about a week.

8. Could you write in a few words how did your work on your project look like? Was it easy to combine FAKRO products with the competition conditions and your ideas?

First and probably the most important and most time consuming part was brainstorming and looking for the concept we wanted to present. The rest was just to do it.

9. How do you think the loft of the future is going to look like?

We hope that our concept is the answer to that question :)



Ewa Mikołajczak and Rafał Oleksik (PL)

Garden Loft

„Of the many entries dealing with social housing blocks this one stands out because it offers a possibility that can be realized individually without compromising the initial idea, actually improves the building and does not have to be very expensive.”



Ewa Mikołajczak



Rafał Oleksik

1. How did you find out about the competition?

I started in previous edition „New Vision of the Loft” and I knew about this edition from the Internet.

2. What attracted you the most to decide about the participation in the competition?

I decide about the participation because I like an open form of the competition and opportunity to present sometimes utopian ideas.

3. Have you been familiar with the FAKRO brand and FAKRO products before?

I am from Poland where the FAKRO is famous company and products are often used in architectural project. I also used FAKRO windows during works with another project in office like housing complex or single-family house.

4. Was there anything that caused problems during the preparation of the project?

No, I had no problems.

5. Which of FAKRO products were most inspiring when designing?

I have used FAKRO FDY-V-U3 because it is very functional window and perfect fit to my concept.

6. Did you focus only on fulfilling the competition rules or did you express your own personality when creating the project?

I think that the ability to show some ideas where I can not use that in other project give me a lot of satisfaction.

7. How much time it took you to prepare the project?

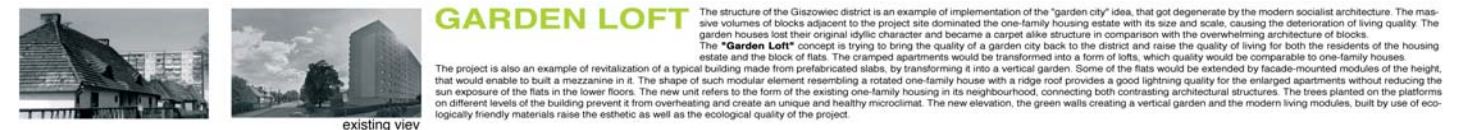

About one week.


8. Could you write in a few words how did your work on your project look like? Was it easy to combine FAKRO products with the competition conditions and your ideas?

The FAKRO products gave a lot of possibility during design process and did not restrict ideas but for instance if I make next edition of the competition or another project I would like to create own shape of roof window but it is depend of ideas. For „Garden Loft” FAKRO FDY-V-U3 fits perfect. I was looking for simply and functional windows which can be used in typical house.


9. How do you think the loft of the future is going to look like?

I think that as long as investors have the money, architects will have ideas for adopting the existing interesting space and technology grow, loft will surprise us. Around us is a lot of interesting places that have the potential to be attractive places for living. For example see Gemini Residence designed by MVRDV. It is great building, which shows that „yes we can.” The only limit is materials and our imagination today.





Carrie Ka Wai Cheung, Alan Lee
Hong Kong




Alberto Sabater Alloza
United Kingdom



Mindaugas Sutavicius
Netherlands



Katharina Riedel, Florent Le Corre
Germany





See you at next edition of the FAKRO competition!

FAKRO Team

