

*Pictures of existing building, unused and dark parking, located in the city center of Bordeaux, France*

#### ZENITH LIGHT TO CHANGE THE USE

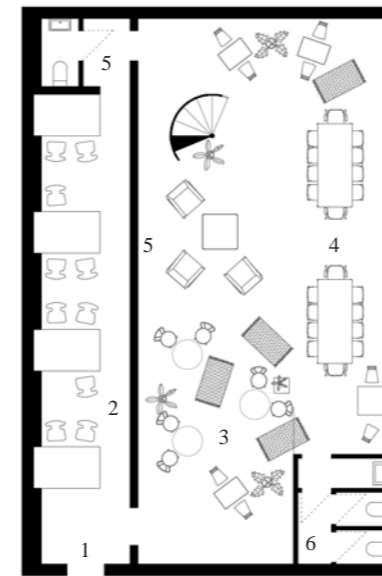
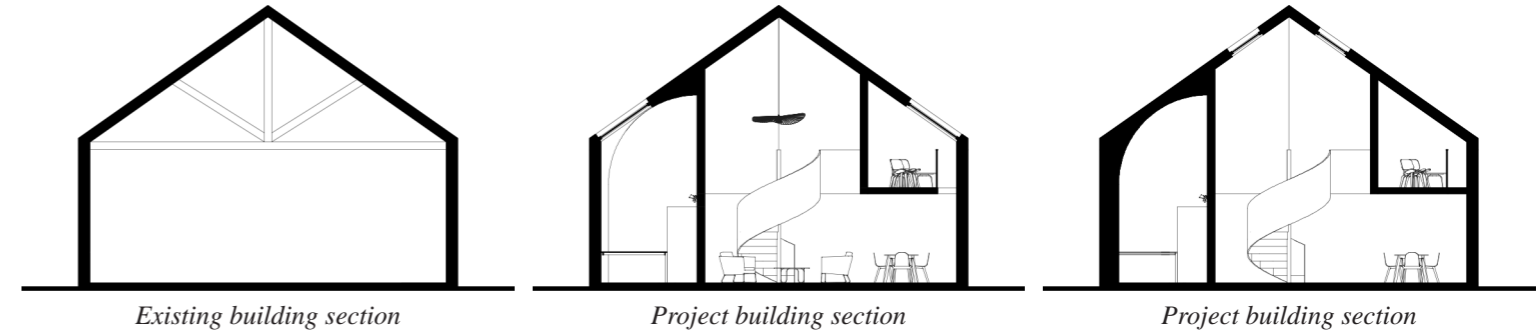
The project takes place in urban centers and plans to give a new use to the blind buildings of the heart of block. In the Bordeaux context (French historic city), the city is built perpetually on itself, with a constant densification. Many farm buildings or wine warehouse were converted to car parking or private garage. They find themselves completely encircling by other buildings, blind, without natural light reducing their ability to reconvert. Added to this factor, the development of public transport makes many of these car parks obsolete. Therefore, it's high time to reconquer our city centers, and give a new use to this underrated heritage.

#### ZENITH LIGHT FOR CONCENTRATION

The world of work evolution (free lance, start-up, business incubator) has been accompanied by a transformation of the workplace itself. Thus new shared and collaborative work spaces are emerging. These flexible spaces have many advantages, such as a good socialization dynamic and network reinforcement. Transforming this hypercentral former car park into an attractive coworking space will bring life again to a building that has become untapped. So, the plan will be widely open, promoting shared spaces, not overlooked in order to promote concentration, introspection but also collective emulation of work, while being bathed in zenithal natural light thanks to farko products.

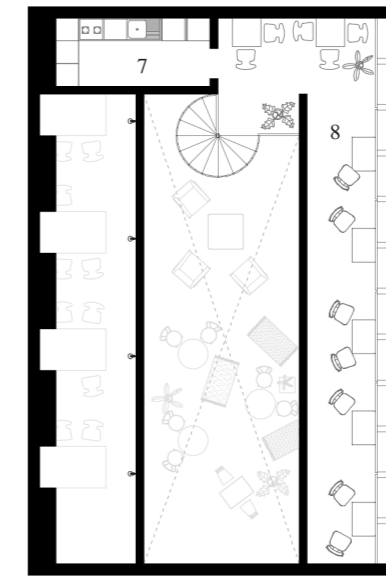
#### ZENITH LIGHT TO SUBLIMATE THE MATERIAL

The building, made with limestone walls and wood frame, will then know a new life. The frame and the roof will be renovated to create an intermediate level. The architectural processes (direct light, diffuse light, vault) reveal, by light, the different materials put in place (concrete, stone, glass ...). Farko windows sublimate the materials by the play of shadow and light.



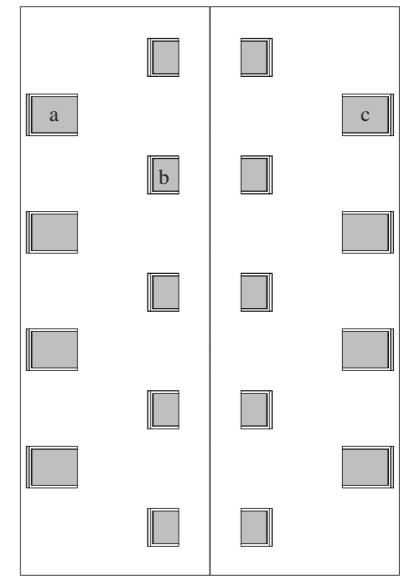
*Ground floor plan*

1. Entrance
2. Coworking space
3. Meeting space
4. Dining area
5. Exhibition wall
6. Toilet



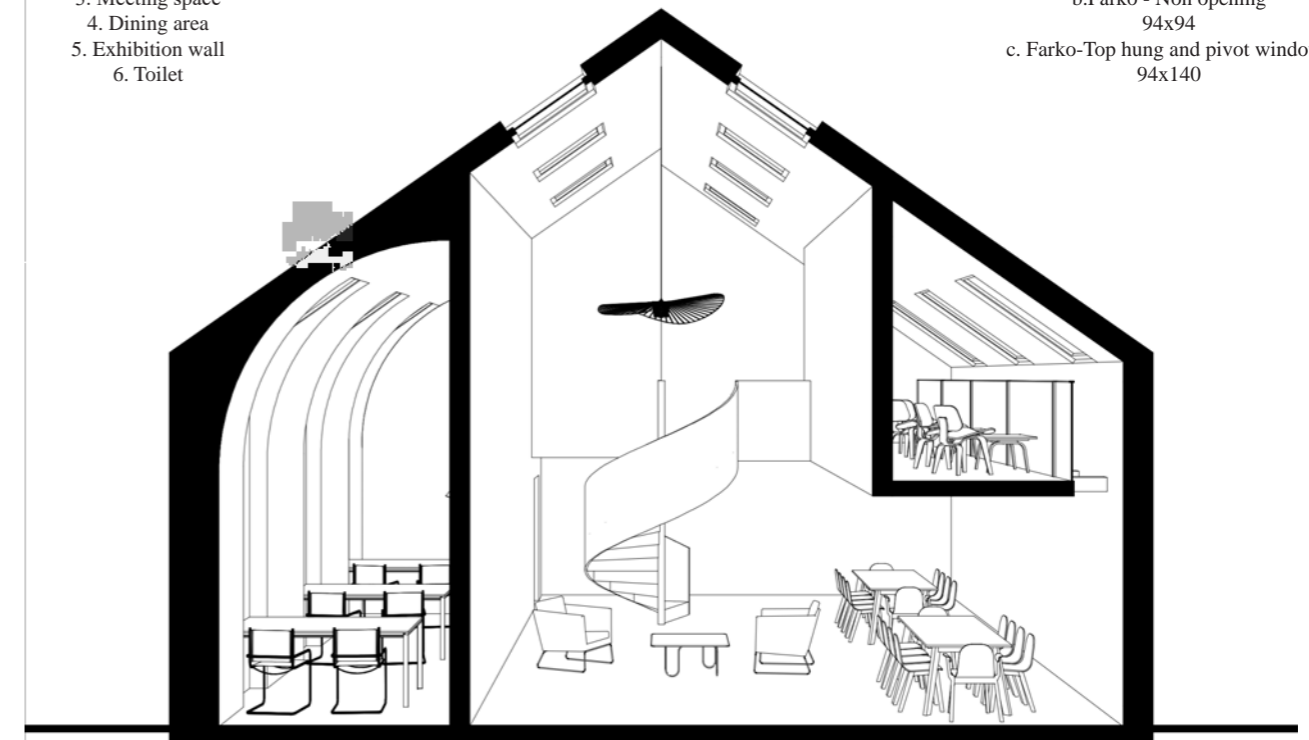
*First floor plan*

7. Kitchen
8. Coffee area



*Roof plan*

- a. Farko - Centre pivot  
94x140
- b. Farko - Non opening  
94x94
- c. Farko - Top hung and pivot windows  
94x140



*Project building section*

