

TECHNICAL SPECIFICATION



ATTIC LADDER LMB

I. APPLICATION

The LMB is a basic model of FAKRO attic ladders with a metal ladder. It is ideal for occasion use in areas where the basic insulation is needed. LMB attic ladder is equipped with insulated door with a plastic latch for positioning the hatch in the box, a gasket to reduce air leak and a handrail which assists in climbing up and down the ladder.

II. STRUCTURE

No.	Element	Description
1	Hatch	Insulated, sandwich type, beige. Thickness: 1". Thermal insulation thickness: ¾". Equipped with plastic latch - opening with use of a control rod.
2	Frame	Pinewood. Height: 5 ½". Gasket: 1x (installation by Customer).
3	Ladder	Metal. Ladder width: 15". Stringer height: 3 ⅞". Distance between steps: 9 ⅞".
4	Steps	Metal, equipped with anti-slip profile. Step width: 3 ⅞". Step length: 13 ⅜".
5	Standard Accessories	Metal handrail. Rod for opening. Plastic ends.

III. DIMENSIONS

No.	Rough Opening	Room height
1	22,5" x 54"	7'9 ⅞" – 10'3"
2	25" x 54"	
3	30" x 54"	

IV. TECHNICAL PARAMETERS

Maximum loading	375 lbs
Heat transfer coefficient	R-value: 3.7

*manufacturer's internal research

V. COMPATIBLE ACCESSORIES

Ladder balustrade LXB-U	The balustrade is available in one standard size 30"x54" for all attic ladders.
Box extension LXM-B	The standard box height is 4". While ordering the LXM please provide ladder type and size.
Upper hatch LXW-B	The height of the upper hatch box is 7 ¾".
Metal handrail LXH	Installation to top segment, as an additional handrail on the left side, handrail 29 ½".
Installation brackets LXX	Maximum ceiling height: 13 ¾"



3.7
R-value

375
lbs

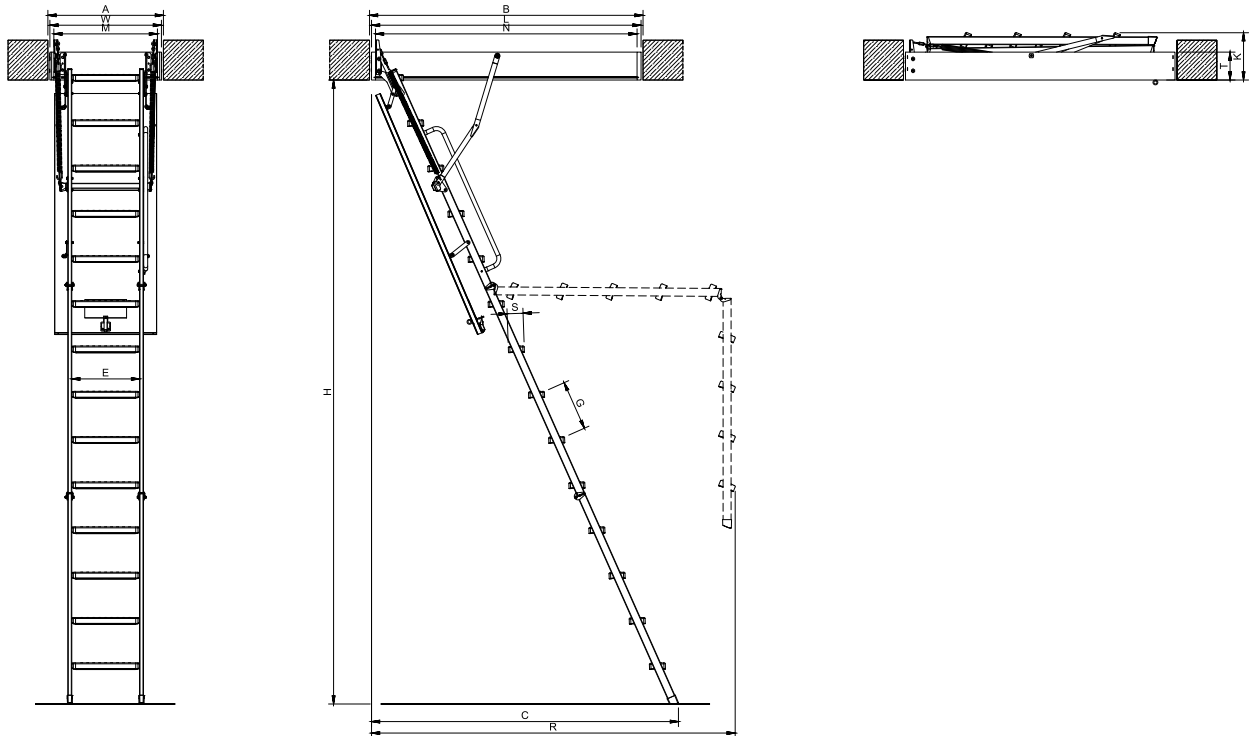
MAX. LOADING




VI. ASSEMBLY INFORMATION

Attic ladder is fully assembled. Only the gasket requires assembly in the box by the customer. The length of the last segment should be cut on-site to suit to existing ceiling height. Installation of the product must be carried out in accordance with the included fitting instructions.

Pre-installation, installation and safety instruction: <https://www.fakrousa.com/products/attic-ladders/metal/>

VII. DETAILED DIMENSIONS



				
LMB		22 1/2 x 54	25 x 54	30 x 54
Manufacturer's part number		869263	869264	869265
Ceiling height	H	7'9 7/8" – 10'3"		
Rough opening	AxB	22 1/2" x 54"	25" x 54"	30" x 54"
Outside frame dimensions	WxL	22" x 53 1/2"	24 1/2" x 53 1/2"	29 1/2" x 53 1/2"
Internal dimensions	MxN	20 1/2" x 51 3/4"	23" x 51 3/4"	28" x 51 3/4"
Projection	R	65 5/8"		
Landing space	C	50 1/2"		
Folded ladder height	K	9 1/2"		
Step length	E	13 3/8"		
Step width	S	3 1/8"		
Distance between steps	G	9 7/8"		
Frame height		5 1/2"		
Approx. Weight (lbs)		69	71	76