


TECHNICAL SPECIFICATION

Curb Mounted Solar Venting Skylight FVC-S



I. APPLICATION

Installation	0°-60° 0°-14° (no flashing required) 15°-60° (recommended EL-C or EH-C flashing)
	curb mounted

II. FEATURES


Inner frame material	Multi-chamber white PVC profile from the inside and black from the outside
Outer frame material	Aluminum with black finish (powder coated)
Glazing	G33 - Low-E tempered over laminated - double-pane glazing unit with warm TGI spacer and Argon gas
Gaskets System	Two rubber gaskets
Control	Remote control
Power supply	PV solar panel with integrated battery and rain sensor
Warranty	10 years for skylight and glazing

III. TECHNICAL PARAMETERS

Technical parameters	Glazing unit type		
	Unit	G33	Rating
U-factor	[BTU/h ft²F]	0.56	NFRC 100
Solar Heat Gain Coefficient	-	0.22	NFRC 200
Air Leakage	[cfm/ft²] @ 1,57 psf, tested size 46x46	<0.3	NFRC 400
Visible Transmittance	-	0.42	NFRC 200
UV protection	-	0.2	EN 410-2011
Condensation Resistance	-	56	NFRC 500
Water Penetration Resistance Test Pressure	[Pa]	580	(NAFS 2011) & A440S1-17

IV. ADDITIONAL PRODUCTS TO BE USED

Flashings	EH-C - for roof tiles, corrugated metal and standing seam EL-C - for shingles and shakes
Ice and Water Guard	- Fakro Euroband or similar self-adhesive underlayment
Included mounting accessories	- Bit torx t20 - Installation screws #10 x 2 in.
External accessories	- SMZ solar awning blind
Internal accessories	- SRF blackout blind, SRP light reducing blind

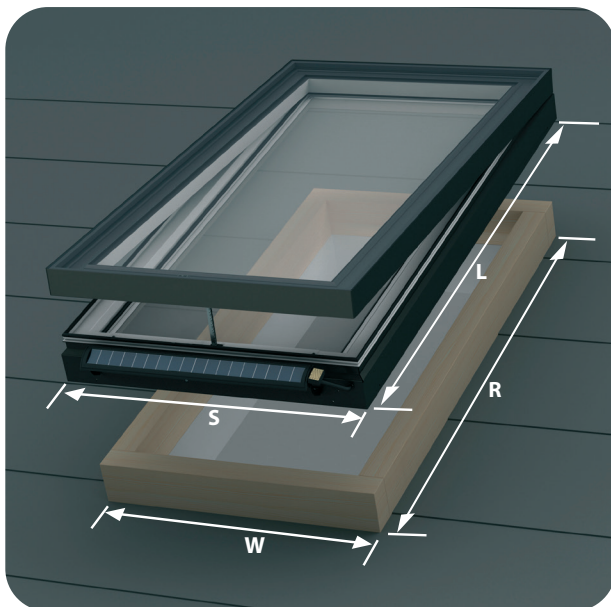
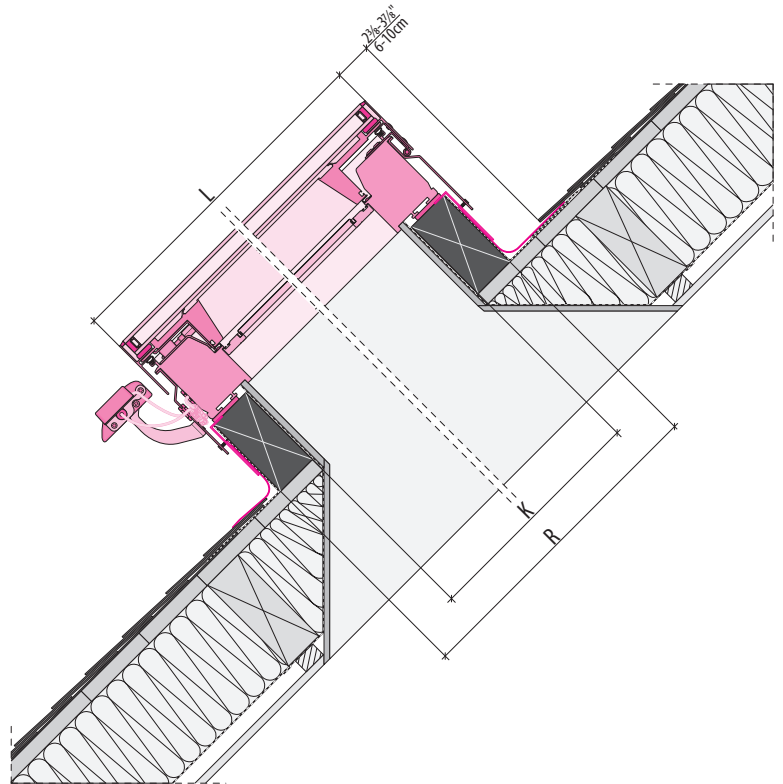
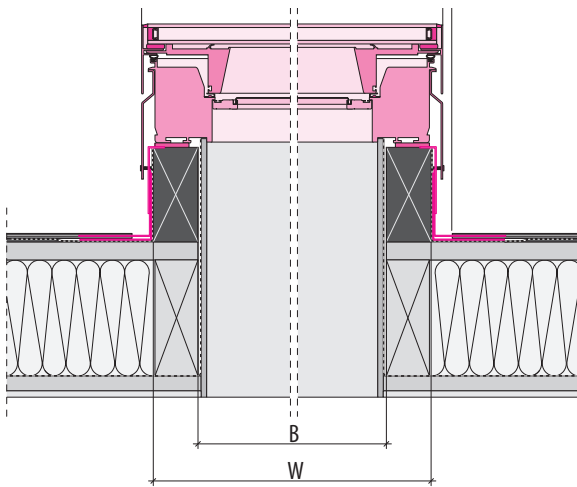


Features:

- suitable for roof pitches between 0-60 degrees
- infinity glass – virtually frameless surface
- low-emission and heat-reflecting double glazing with argon gas
- white finished PVC frame interior
- mosquito screen included
- powered by solar panel with built in battery and rain sensors
- warm spacer increases condensation resistance
- channel built into the inner frame of the skylight collects moisture and drains it to the outside

V. DIMENSIONS

Size		22/22	22/30	22/34	22/46	22/70	30/30	30/46	34/34	34/46	46/46
Outside curb dimensions (WxR)	in.	25½ x 25½	25½ x 33½	25½ x 37½	25½ x 49½	25½ x 73½	33½ x 33½	33½ x 49½	37½ x 37½	37½x 49½	49½ x 49½
Outside frame (SxL)	in.	27¼ x 27¼	27¼ x 35¼	27¼ x 39½	27¼ x 51¼	27¼ x 75½	35¼ x 35¼	35¼ x 51¼	39½ x 39½	39½x 51¼	51¼ x 51¼



FAKRO America LLC
39 W. Factory Road, Addison, IL
Ph: 630-543-1010 / office@fakrousa.com