

# TECHNICAL SPECIFICATION

## ATTIC LADDER LWB

### I. APPLICATION

The LWB is a basic wooden model of FAKRO attic ladders that is ideal for occasion use in areas where the basic insulation is needed. LWB attic ladder is equipped with insulated door with a metal latch for positioning the hatch in the box, a gasket to reduce air leak and a handrail which assists in climbing up and down the ladder.

### II. STRUCTURE

| No. | Element              | Description  |
|-----|----------------------|--|
| 1   | Hatch                | Insulated, sandwich type, beige.<br>Thickness: 1".<br>Thermal insulation thickness: ¾".<br>Equipped with metal latch<br>- opening with use of a control rod. |
| 2   | Frame                | Pinewood.<br>Height: 5 ½".<br>Gasket: 1x   |
| 3   | Ladder               | Wooden.<br>Ladder width: 15".<br>Stringer height: 3 ⅞".<br>Distance between steps: 9 7⁄8".   |
| 4   | Steps                | Wooden, equipped with anti-slip profile.<br>Step width: 3 ⅞".<br>Step length: 13 ¾".   |
| 5   | Standard Accessories | Metal handrail.<br>Rod for opening.  |

### III. DIMENSIONS

| No. | Rough Opening | Room height |
|-----|---------------|-------------|
| 1   | 22,5" x 54"   | 8' - 10'4"  |
| 2   | 25" x 54"     |             |
| 3   | 30" x 54"     |             |

### IV. TECHNICAL PARAMETERS

|                           |              |
|---------------------------|--------------|
| Maximum loading           | 350 lbs      |
| Heat transfer coefficient | R-value: 3.7 |

*\*manufacturer's internal research*

### V. COMPATIBLE ACCESSORIES

|                           |  |
|---------------------------|--|
| Ladder balustrade LXB-U   | The balustrade is available in one standard size 30"x54" for all attic ladders.            |
| Box extension LXN-B       | The standard box height is 4". While ordering the LXN please provide ladder type and size. |
| Upper hatch LXW-B         | The height of the upper hatch box is 7 ¾".   |
| Plastic ends LXS          | Before LXS installation cut the bottom segment according to instruction                    |
| Metal handrail LXH        | Installation to top segment, as an additional handrail on the left side, handrail 29 ½".   |
| Installation brackets LXX | Maximum ceiling height: 13 ¾"  |



**3.7**  
R-value

**350**  
lbs

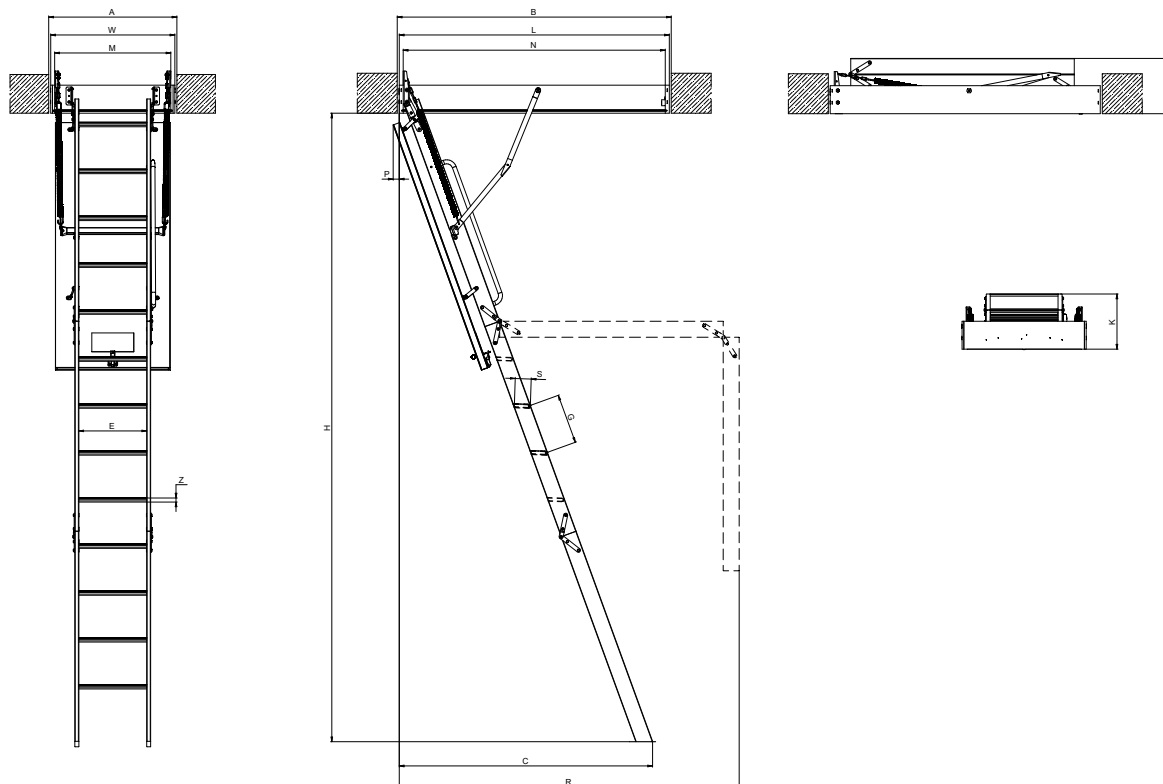
MAX. LOADING




## VI. ASSEMBLY INFORMATION

Attic ladder is fully assembled. The length of the last segment should be cut on-site to suit to existing ceiling height. Installation of the product must be carried out in accordance with the included fitting instructions.

Pre-installation, installation and safety instruction: <https://www.fakrousa.com/products/attic-ladders/wooden/>

## VII.DETAILED DIMENSIONS



|                                   |     |  |  |  |
|-----------------------------------|-----|---|---|--|
| <b>LWB</b>                        |     | 22 1/2 x 54   | 25 x 54   | 30 x 54  |
| <b>Manufacturer's part number</b> |     | <b>869257</b>   | <b>869258</b>   | <b>869259</b>  |
| Ceiling height                    | H   | 8' - 10'4"  |   |  |
| Rough opening                     | AxB | 22 1/2" x 54"   | 25" x 54"   | 30" x 54"  |
| Outside frame dimensions          | WxL | 22" x 53 1/2"   | 24 1/2" x 53 1/2"   | 29 1/2" x 53 1/2"  |
| Internal dimensions               | MxN | 20 1/2" x 51 3/4"   | 23" x 51 3/4"   | 28" x 51 3/4"  |
| Projection                        | R   | 67 1/8"   |   |  |
| Landing space                     | C   | 49 7/8"   |   |  |
| Folded ladder height              | K   | 10 1/2"   |   |  |
| Board movement after opening      | P   | 1"  |   |  |
| Step length                       | E   | 13 3/8"   |   |  |
| Step width                        | S   | 3 1/8"  |   |  |
| Step thickness                    | Z   | 7/8"  |   |  |
| Distance between steps            | G   | 9 7/8"  |   |  |
| Frame height                      |     | 5 1/2"  |   |  |
| Approx. Weight (lbs)              |     | 59  | 61  | 65   |