

# TECHNICAL SPECIFICATION

## ATTIC LADDER LWN

### I. APPLICATION

LWN is a non-insulated folding attic ladder designed to provide safe and easy access to non-inhabited spaces. It eliminates a need for installing more expensive and space consuming staircases. Fakro LWN is a basic wooden model for barns, projects with limited insulation requirements.

### II. STRUCTURE

No.	Element	Description
1	Hatch	non – insulated, particle board - beige thickness: 3/8" hatch equipped with a string.
2	Frame	pinewood. height: 43/8"
3	Ladder	pinewood ladder width: 15" stringer height: 33/8" distance between steps: 97/8"
4	Steps	made of pinewood, equipped with anti-slip profile. step width: 33/8" thickness: 7/8" length: 133/4"
5	Standard Accessories	-

### III. DIMENSIONS

No.	Rough Opening	Room height
1	22,5" x 47"	7'5" - 8'11"
2	25" x 47"	
3	22,5" x 54"	7'10" - 10'1"
4	25" x 54"	
5	30" x 54"	

### IV. TECHNICAL PARAMETERS

Maximum loading	250 lbs
-----------------	---------

### V. COMPATIBLE ACCESSORIES

Plastic ends LXS	Available for all sizes
Metal handrail LXH	While ordering handrail please provide attic ladder type. Handrail can be mounted on the left or right side of ladder.
Ladder Balustrade LXB-U	The balustrade is available in one standard size 30"x54" for all attic ladders.
Wooden trim LXL-W	The trims are available in one size 30"x54" for smaller sizes have to be cut.
Box extension LXN	The standard box height is 4". While ordering the LXN please provide ladder type and size.
Upper hatch LXW	The height of the upper hatch box is 73/4". While ordering the LXN please provide ladder type and size.
Installation brackets LXX	Maximum ceiling 121/2"

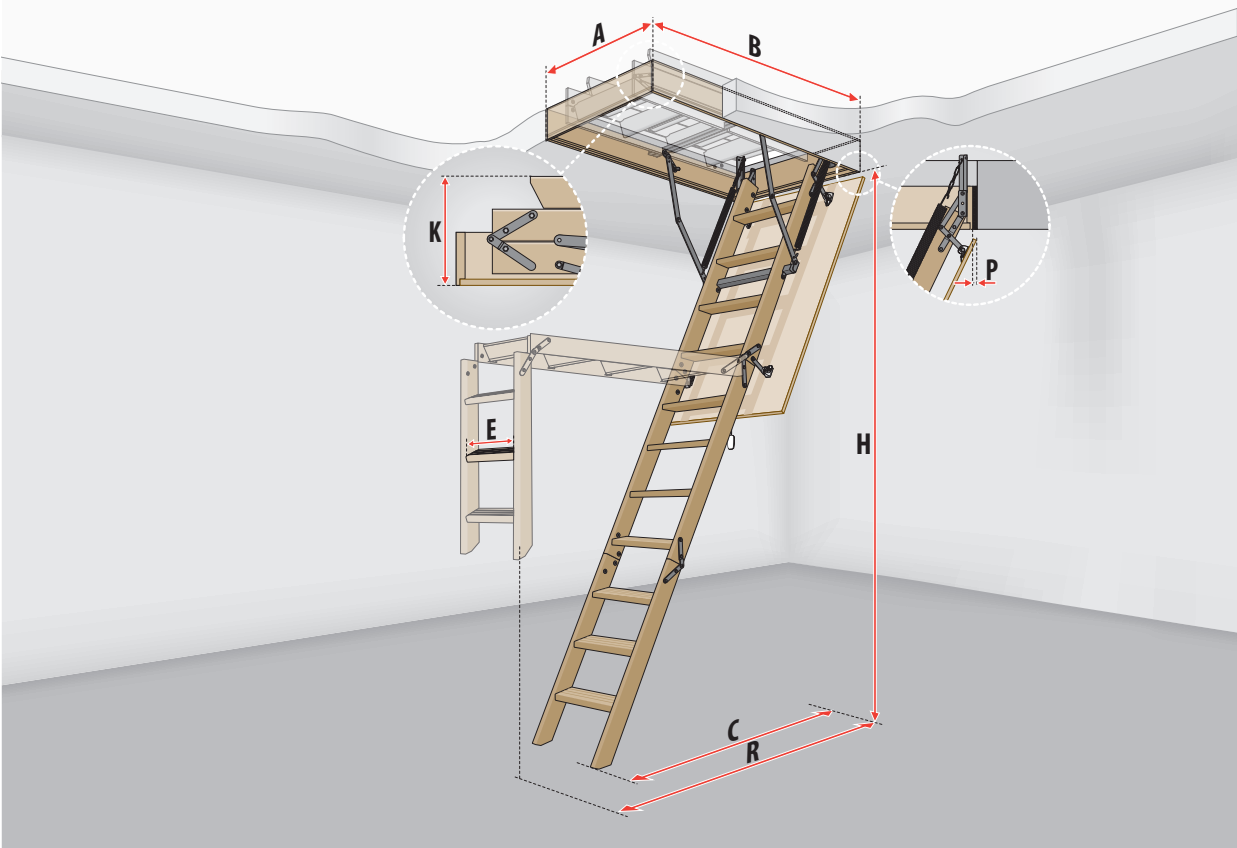







## VI. ASSEMBLY INFORMATION

The LWN Attic Ladder requires screwing side elements of the supports which for transport purposes are unscrewed. New design of the loft ladder (hatch fastened by means of special "clicks") allows for easy and quick installation without the need for entering the attic. The length of the last segment should be cut on-site to suit to existing ceiling height. Installation of the product must be carried out in accordance with the included fitting instructions.

**Pre-installation, installation and safety instruction:** <http://www.fakrousa.com/our-products/offer/-installation-instructions/>  
**Installation movies:** <http://www.fakrousa.com/our-products/offer/attic-ladders/>

## VII.DETAILED DIMENSIONS



						
<b>LWN</b>		22½"x47"	25"x47"	22½"x54"	25"x54"	30"x54"
		66847	66848	66849	66850	66851
Ceiling height	H	7'5" - 8'11"			7'10" - 10'1"	
Rough opening	AxB	22½"x47"	25"x47"	22 ½"x54"	25"x54"	30"x54"
Outside frame dimensions		22"x46 ⅝"	24½"x46⅝"	22"x53½"	24½"x53½"	29½"x53½"
Internal dimensions		20½"x44⅞"	23"x44⅞"	20½"x51¾"	23"x51¾"	28"x51¾"
Projection	R	64½"			72"	
Landing space	C	57½"			64"	
Folded ladder height	K	13¾"			17"	
Board movement after opening	P				¼"	
Frame height					4⅜"	