

TECHNICAL SPECIFICATION

ATTIC LADDER LST

I. APPLICATION

LST is an insulated scissor attic ladder designed to provide safe and easy access to non-inhabited spaces. It eliminates a need for installing more expensive and space consuming staircases. Insulated scissor model **LST** is recommended for garages, inside houses, projects with insulation requirements.

II. STRUCTURE

No.	Element	Description
1	Hatch	insulated, sandwich type, white thickness: 13 1/8". thermal insulation thickness: 1 1/8". no lock — unloading mechanism automatically presses the hatch to the box, opening with the use of a control rod
2	Frame	pinewood ladder box with metal trim and quick-installation brackets included. height: 7 3/8" gasket: 1 pcs
3	Ladder	metal scissor ladder
4	Steps	metal, equipped with anti-slip profile. tread width: 3 1/8" length: 11 7/8", 15",
5	Standard Accessories	control rod for opening the hatch white metal trim installation brackets

III. DIMENSIONS

No.	Rough Opening	Room height
1	22 1/2" x 31 1/2"	standard: 8'2 3/8" - 9'2 1/4" adjustable to: 7'6" - 10'10" details in chart below
2	27 1/2" x 31 1/2"	
3	22 1/2" x 47"	
4	25" x 47"	
5	22 1/2" x 54"	
6	25" x 54"	
7	30 1/2" x 54"	

IV. TECHNICAL PARAMETERS

Maximum loading	350 lbs
Heat transfer coefficient	R-value: 5.2

V. COMPATIBLE ACCESSORIES

Ladder Balustrade LXB-U	The balustrade is available in one standard size 30"x54" for all attic ladders.
Box extension LXN	The standard box height is 4". While ordering the LXN please provide ladder type and size.
Upper hatch LXW	The height of the upper hatch box is 7 3/4". For the LST model ladder, the extension box should be installed prior to the upper hatch.
LSS additional step	To increase the length of the ladder you can use an extra step: LSS-38 for size 27 1/2 x 31 1/2, 30 1/2 x 54, LSS-31 for sizes: 22 1/2 x 31 1/2, 22 1/2 x 47, 22 1/2 x 54, 25 x 47, 25 x 54.



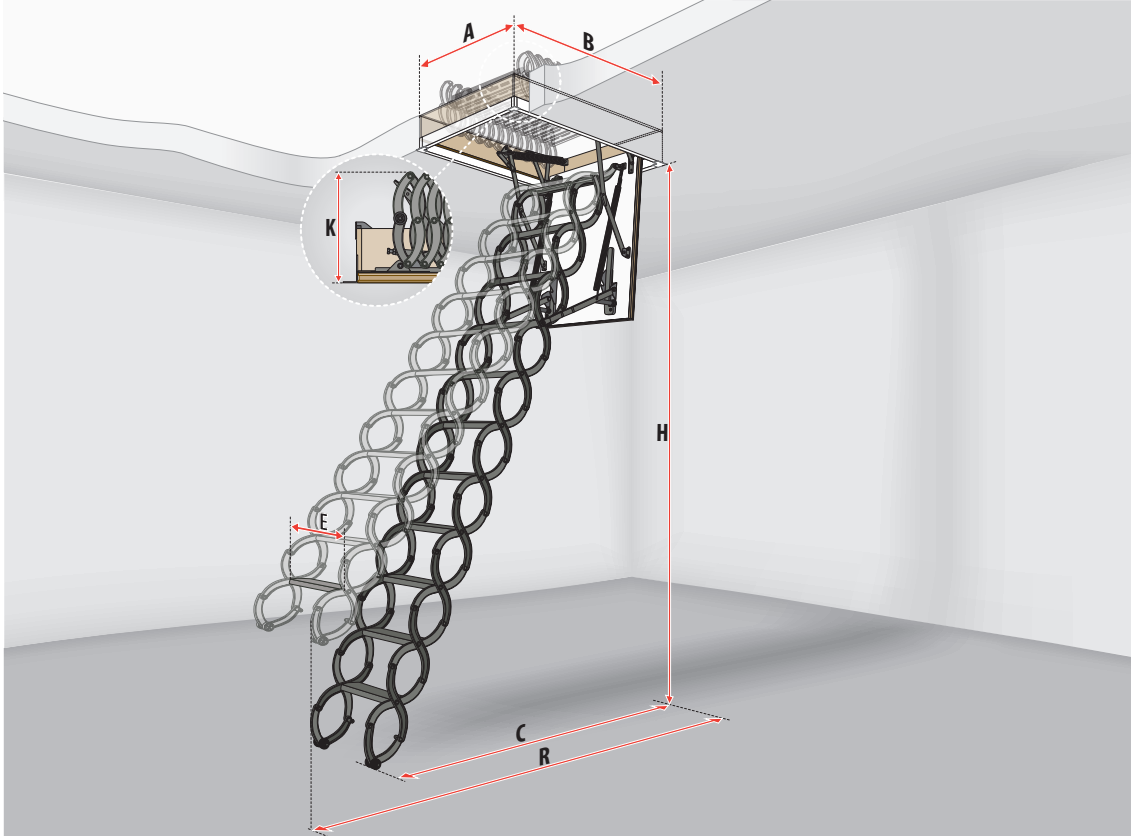
5.2
R-value








VI. ASSEMBLY INFORMATION

The **LST** Attic Ladder is delivered to the customer fully assembled. Before installing the attic ladder in the ceiling, screw the finishing lining slats to the upper hatch. The product is installed with the use of mounting brackets included to the ladder (maximum ceiling thickness $9\frac{1}{8}$ "). Installation of the product must be carried out in accordance with the included fitting instructions.

Pre-installation, installation and safety instruction: <http://www.fakrousa.com/our-products/offer/-installation-instructions/>
Installation movies: <http://www.fakrousa.com/our-products/offer/attic-ladders/>

VII.DETAILED DIMENSIONS



								
LST		22½x31½	27½x31½	22½x47	25x47	22½x54	25x54	30½ x 54
Manufacturer's part number		66875	66876	66820	66821	66822	66823	66877
Ceiling height	H	8'2¾" – 9'2¼"						
Rough opening	AxB	22½"x31½"	27½"x31½"	22½"x47"	25"x47"	22½"x54"	25"x54"	30 ½" x 54"
Outside frame dimensions		22"x31¼"	27"x31¼"	22"x46⅝"	24½"x46⅝"	22"x53¾"	24½"x53¾"	30" x 53¾"
Outside frame dimensions including trim		24¾"x33¼"	29½"x33¼"	24¾"x49"	26¾"x49"	24¾"x55¾"	26¾"x55¾"	31⅞" x 55¾"
Internal frame dimensions		20½"x29¼"	25½"x29¼"	20½"x 44¾"	22½"x44¾"	20½"x51⅞"	22½"x51¾"	28" x 51 ¾"
Projection	R	59"						
Landing space	C	57½" – 52¾"						
Folded ladder height	K	15"						
Frame height		7⅝"						
Approx. Weight (lbs)		84	92	88	93	97	99	110
Step length	E	117"	15"	117"				15"
Step width		3⅞"						
Possibility of adding additional steps		LSS-31	LSS-38	LSS-31				LSS-38

1 step removed		1 additional step		2 additional steps	
7'6½"	8'2¾"	9'2¼"	9'10⅞"	9'10⅞"	10'10"
Ladder dimensions are equal to all sizes.					
55½"		63"		67"	
53½"	51½"	59"	57½"	63"	59"