

# TECHNICAL SPECIFICATION

## ATTIC LADDER LWP

### I. APPLICATION

**LWP** is an insulated folding attic ladder designed to provide safe and easy access to non-inhabited spaces. It eliminates a need for installing more expensive and space consuming staircases. Fakro **LWP** model is recommended for garage and inside a house installation.

### II. STRUCTURE

No.	Element	Description
1	Hatch	insulated, sandwich type, beige thickness: 13 $\frac{3}{8}$ " thermal insulation thickness: 1 $\frac{1}{2}$ " hatch equipped with a lock.
2	Frame	pinewood height: 5 $\frac{1}{2}$ " gasket: 1 pcs
3	Ladder	pinewood ladder width: 15" stringer height: 3 $\frac{3}{8}$ " distance between steps: 9 $\frac{7}{8}$ ".
4	Steps	made of pinewood, equipped with anti-slip profile. step width: 3 $\frac{1}{8}$ " thickness: $\frac{7}{8}$ " length: 13 $\frac{1}{4}$ " adjustable ends with rubber caps
5	Standard Accessories	adjustable ends with rubber caps. handrail in red colour. control rod for opening the hatch.

### III. DIMENSIONS

No.	Rough Opening	Room height
1	22,5" x 47"	7'8" - 9'4"
2	25" x 47"	
3	22,5" x 54"	8' - 10'4"
4	25" x 54"	
5	30" x 54"	
6	22,5" x 54"	8'9 $\frac{1}{2}$ " - 10'8"
7	25" x 54"	
8	30" x 54"	

### IV. TECHNICAL PARAMETERS

Maximum loading	350lbs
Heat transfer coefficient	R-value: 5.7

### V. COMPATIBLE ACCESSORIES

Metal handrail LXH	While ordering handrail please provide attic ladder type. Handrail can be mounted on the left or right side of ladder.
Ladder Balustrade LXB-U	The balustrade is available in one standard size 30"x54" for all attic ladders.
Wooden trim LXL-W	The trims are available in one size 30"x54" for smaller sizes have to be cut.
PCV trim LXL-PVC	The trims are available in one size 30"x54" for smaller sizes have to be cut.
Box extension LXN	The standard box height is 4". While ordering the LXN please provide ladder type and size.
Upper hatch LXW	The height of the upper hatch box is 7 $\frac{3}{4}$ ".
Installation brackets LXX	Maximum ceiling 13 $\frac{3}{4}$ "
Unloading mechanism LXM-W	The unloading mechanism is available for sizes 25x..., 30x...



**5.7**  
R-value

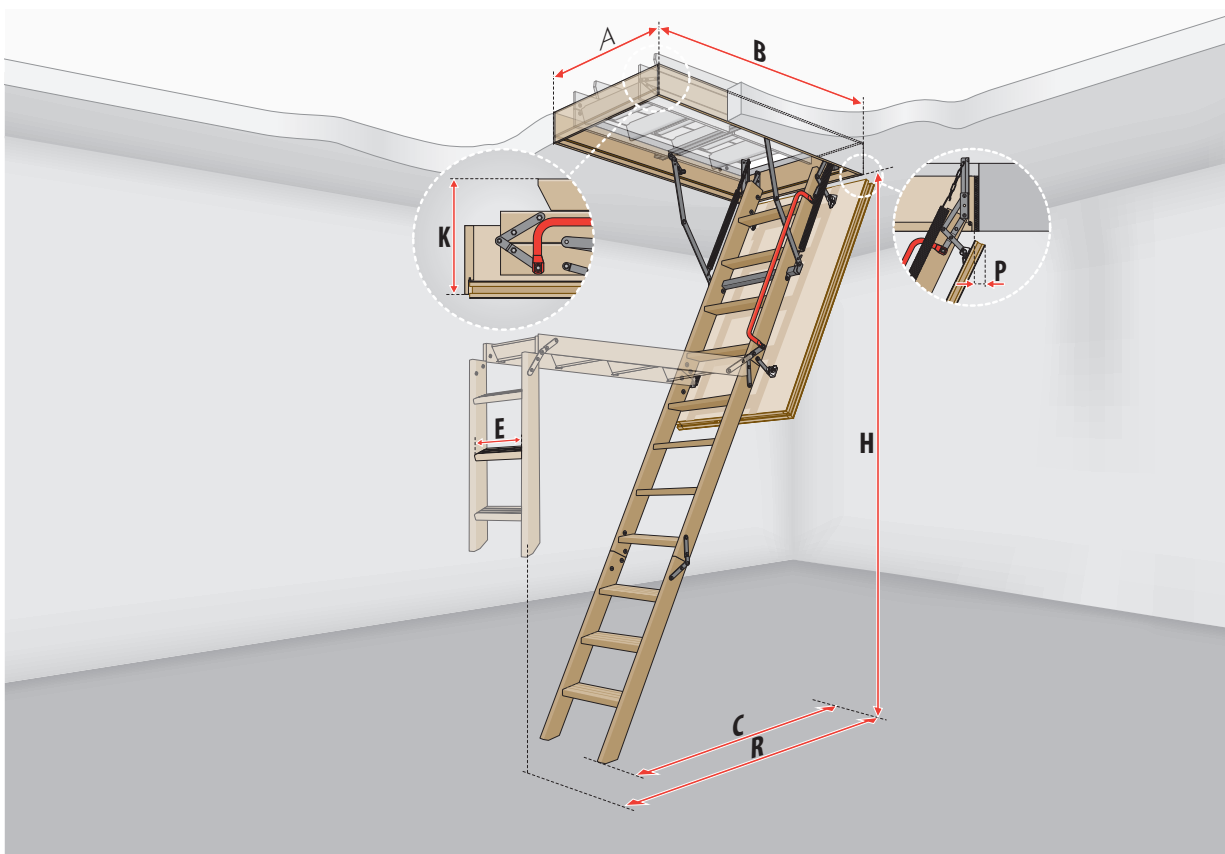
## VI. ASSEMBLY INFORMATION









The **LWP** Attic Ladder is delivered fully assembled, ready for installation without any pre-installation work. It features a sturdy construction and is designed for quick and straightforward installation. The ladder includes adjustable ends, making it easy to trim or adapt the bottom segment on-site to match the exact ceiling height. Installation must be performed in accordance with the included fitting instructions.

**Pre-installation, installation and safety instruction:** <http://www.fakrousa.com/our-products/offer/-installation-instructions/>

**Installation movies:** <http://www.fakrousa.com/our-products/offer/attic-ladders/>

## VII.DETAILED DIMENSIONS



									
LWP		22½x47	25x47	22½x54	25x54	30x54	22½" x 54	25x54	30x54
Ceiling height	H	7'8" - 9'4"		8' - 10'4"			8'9 ½" - 10'8"		
Rough opening	AxB	22½"x47"	25"x47"	22½"x54"	25"x54"	30"x54"	22½"x54"	25"x54"	30"x54"
Outside frame dimensions		22"x46⅝"	24½"x46⅝"	22"x53½"	24½"x53½"	29½"x53½"	22"x53½"	24½"x53½"	29½"x53½"
Internal dimensions		20½"x44⅞"	23"x44 ⅞"	20 ½"x51¾"	23"x51¾"	28"x51¾"	20½"x51¾"	23"x51¾"	28"x51¾"
Projection	R	61"		70"			74"		
Landing space	C	47"		58"			59½"		
Folded ladder height	K	10 ⅞"							
Board movement after opening	P	2"		1½"					
Frame height		5½"							