

TECHNICAL SPECIFICATION

ATTIC LADDER LWT

I. APPLICATION

LWT is an insulated folding attic ladder designed to provide safe and easy access to non-inhabited spaces. It eliminates a need for installing more expensive and space consuming staircases. Thermo wooden model is recommended for areas with saving energy requirements and customers who like quality and saving.

II. STRUCTURE

No.	Element	Description
1	Hatch	insulated, sandwich type, white thickness: 3 1/8". thermal insulation thickness: 2 7/8". hatch equipped with a lock.
2	Frame	pinewood. height: 8 5/8" gasket: 3 pcs
3	Ladder	pinewood ladder width: 15" stringer height: 3 3/8" distance between steps: 9 7/8".
4	Steps	made of pinewood, equipped with anti-slip profile. step width: 3 3/8" thickness: 7/8" length: 13 3/4"
5	Standard Accessories	handrail in red colour. plastic ends. control rod for opening the hatch.

III. DIMENSIONS

No.	Rough Opening	Room height
1	22,5" x 47"	7'5" - 8'11"
2	25" x 47"	
3	22,5" x 54"	7'8" - 10'1"
4	25" x 54"	
5	30" x 54"	

IV. TECHNICAL PARAMETERS

Maximum loading	350 lbs
Heat transfer coefficient	R-value: 12.5
Tightness	4-class (Best class)

V. COMPATIBLE ACCESSORIES

Metal handrail LXH	While ordering handrail please provide attic ladder type. Handrail can be mounted on the left or right side of ladder.
Ladder Balustrade LXB-U	The balustrade is available in one standard size 30"x54" for all attic ladders.
Wooden trim LXL-P; LXL-W	The trims are available in one size 30"x54" for smaller sizes have to be cut.
PCV trim LXL-PVC	The trims are available in one size 30"x54" for smaller sizes have to be cut.
Box extension LXN	The standard box height is 4". While ordering the LXN please provide ladder type and size.
Upper hatch LXW	The height of the upper hatch box is 7 3/4".
Installation brackets LXX	Maximum ceiling 17".



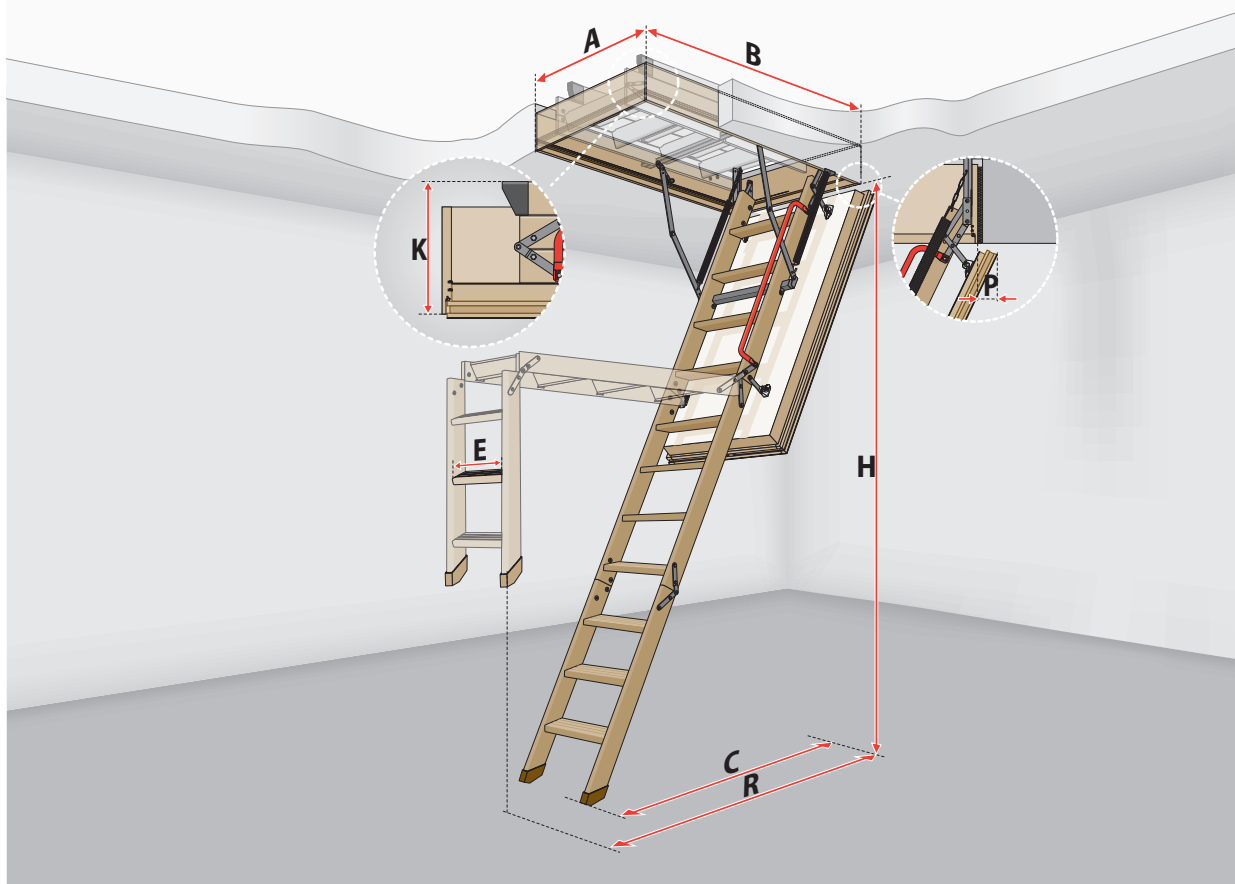
VI. ASSEMBLY INFORMATION






The **LWT** loft ladder is delivered to the customer **fully assembled** and does not require any pre-installation work. New design of the loft ladder (hatch fastened by means of special the so-called "clicks") allows for easy and quick installation without the need for entering the attic. Installation of the product must be carried out in accordance with the included fitting instructions.

Pre-installation, installation and safety instruction: <http://www.fakrousa.com/our-products/offer/-/installation-instructions/>

Installation movies: <http://www.fakrousa.com/our-products/offer/attic-ladders/>

VII.DETAILED DIMENSIONS



						
LWT		22½x47	25x47	22½x54	25x54	30x54
Ceiling height	H	7'5" - 8'11"		7'8" - 10'1"		
Rough opening	AxB	22½"x47"	25"x47"	22½"x54"	25"x54"	30"x54"
Outside frame dimensions		22"x46⅝"	24½"x46⅝"	22"x53½"	24½"x53½"	29½"x53½"
Internal dimensions		20½"x44⅞"	23"x44⅞"	20½"x51¾"	23"x51¾"	28"x51¾"
Projection	R	65½"		72"		
Landing space	C	58"		65"		
Folded ladder height	K	12½"				
Board movement after opening	P	2⅛"				
Frame height		8⅝"				