





























WOODEN FOLDING ATTIC LADDERS							METAL FOLDING ATTIC LADDERS				METAL SCISSOR ATTIC LADDERS		
LWN	LWP		LWT	LWF		OWM	LMS		LMP	LML		LST	LSF
													
non-insulated	insulated R-value: 5.9		thermo R-value: 12.5	insulated R-value: 9.5 fire rated 30min		non-insulated	insulated R-value: 5.2		insulated R-value: 5.2	insulated R-value: 5.2		insulated R-value: 5.2	fire rated EI₂ 60 min
													
													

Insulation thickness	—		1½"		2⅞"		2⅞"		—		1½"		1½"		1½"		1½"																					
Box height	4¾"		5½"		8⅞"		8⅞"		4½"		5½"		7⅞"		12¼"		7⅞"		5½"																			
System of quick installation in the ceiling	—		—		—		—		—		—		-		+		+		+																			
Step width	3⅞"		3⅞"		3⅞"		3⅞"		3⅞"		3⅞"		3⅞"		5"		3⅞"		3⅞"																			
Ceiling height	Maximum (standard)		8'11"		10'1"		8'11"		10'1"		8'11"		10'1"		12'		9'2¼"		10'		9'2¼"		9'10"															
	Minimum ¹		7'5"		7'10"		7'5"		7'10"		8'8½"		7'5"		7'8"		7'2"		7'11"		7'2"		7'11"		7'2"		7'11"		9'10"		7'7¾"		8'4¾"		7'6½"		7'10½"	
	With additional steps LSS ²		—		—		—		—		—		—		—		—		—		—		—		—		—		—		—		—		9'2¼"–10'10"		9'10"–10'6"	

¹ CAUTION! for rooms lower than maximum height it is necessary to adjust the ladder length according to fitting instructions

² while ordering LSS step - the ladder commercial size and type has to be provided